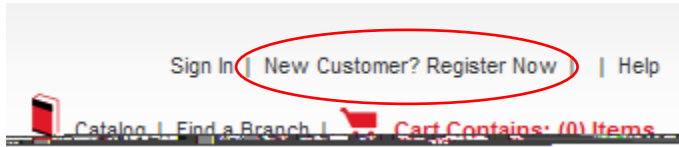
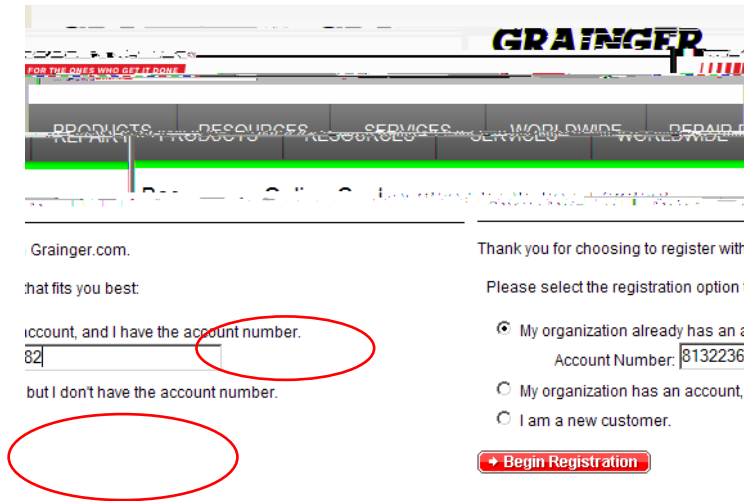


[http://www.grainger.com/Grainger/static/fos\\_stateoffl.html](http://www.grainger.com/Grainger/static/fos_stateoffl.html)

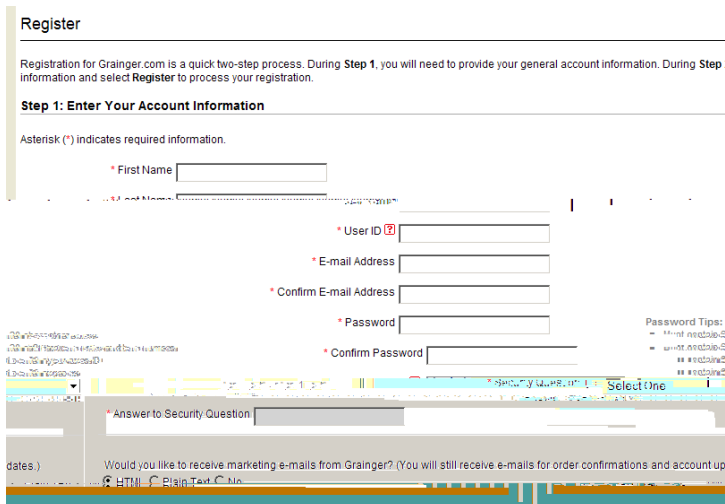
- Click on “New Customer? Register now”



- Enter the account #; Begin Registration



- Enter your information



Register

Step 2: Enter Organization and Contact Information

Asterisk (\*) indicates required information.

\* Full Organization Name

Job Title

\* Country

\* Address 1  Address Two

Does your organization allow you to receive promotions, or giveaways?

Yes  No

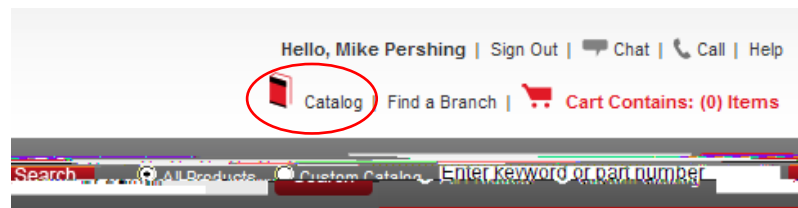
If these are not the times you'd like to be contacted, please let us know when you'd prefer to be contacted.

Phone

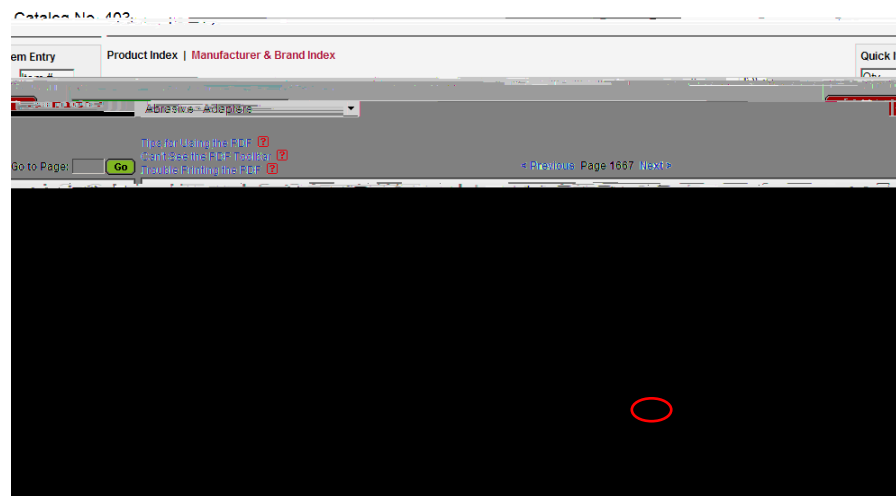
Mobile

I accept  I do not

- Click on “Catalog” at top right corner or enter keyword or part number in search window. You will only get the contract pricing if you are logged in.

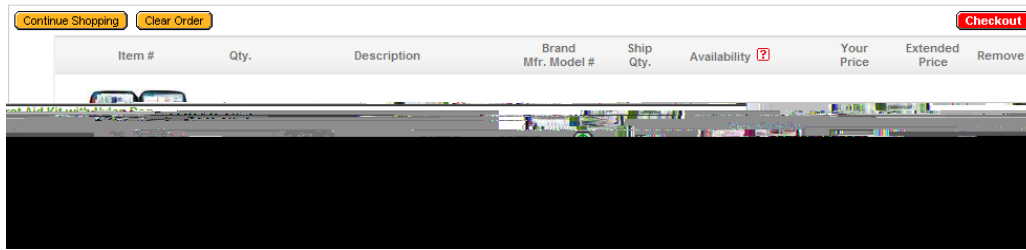


- The catalog is searchable; clicking on the blue page number takes you to the page.





- Click on “Checkout”



- Select Delivery Info; enter Ship

- Select Payment/Billing Info. Use New Visa Card if using the P-Card, My Grainger Account if paying via PO. Save.


2 SELECT PAYMENT / BILLING INFO

Payment Method: Select One

- Select One
- New Visa Card
- New Master Card
- New Amex Card
- My Grainger Account

- Continue

Subtotal: \$26.06

Promotion Code :

To calculate total cost, click

- Submit Order to finalize the order.

Submitting your order indicates acceptance of the Grainger [Terms of Purchase](#).

ons on the items shipped.      nal tax charge:

- When submitting a PO using the State Contract pricing, type
- SC 3116000020ACS in the Bid # field